

# A Guide to Writing About Sensitive Topics for Doctoral Capstone Projects

## Introduction

---

Writing about sensitive topics requires a balance between ethical integrity, cultural responsiveness, and reflective practice. As doctoral students conducting research in diverse educational contexts, you face unique challenges: maintaining confidentiality, addressing emotional or controversial issues, and presenting systemic analyses with care. This guide provides structured support to help you write effectively and ethically, ensuring that your work contributes meaningfully to the field of education.

## Learning Outcomes

By engaging with this guide, you will:

1. Understand key principles for ethical and reflective writing about sensitive topics.
2. Apply structured frameworks to organize reflective and analytical writing.
3. Develop actionable strategies to address common challenges, including confidentiality and cultural nuances.
4. Utilize practical tools, such as templates and checklists, to guide your writing process.

## Key Principles for Writing About Sensitive Topics

---

Applying the following principles helps to ensure that your writing is ethical, reflective, and aligned with professional and academic standards. From maintaining confidentiality and respect in your writing to building trust with your readers through transparency, consent, and accuracy, these are key principles to guide your writing.

### 1. Maintain Confidentiality

 Protect participants and organizations by keeping identities private.

- Use pseudonyms or general terms (e.g., "a rural high school").
- Avoid including specific locations or unique demographic details.
- Adhere strictly to ethical guidelines and agreements.

## 2. Write Ethically

 Build trust through transparency, consent, and accuracy.


- Include a positionality statement to disclose potential biases (e.g., "As a former ESL teacher..").
- Obtain explicit consent for identifiable information or anonymize where necessary.
- Represent communities authentically, avoiding stereotypes.

## 3. Be Culturally Responsive

 Honor cultural diversity and reflect it accurately in your writing.

- Replace “Hispanic students” with “students from Puerto Rican and Guatemalan backgrounds,” recognizing differences in linguistic traditions and migration histories.
- Respect cultural practices and frame observations respectfully (e.g., "The emphasis on storytelling reflects a cultural tradition").
- Engage in reflexivity to consider how your background shapes your analysis.

## 4. Frame Observations Respectfully

 Focus on systems, not individuals, and balance challenges with strengths.

- Highlight systemic issues (e.g., "Resource shortages affect outcomes" rather than "Teachers fail students").
- Balance critique with acknowledgment of resilience (e.g., "Despite challenges, community engagement remains strong").

## 5. Balance Reflection and Evidence

 Blend personal insights with data for thoughtful, rigorous analysis.

- Use frameworks like Situate → Analyze → Propose to structure reflections.
- Ground reflections in credible evidence (e.g., "Research supports the need for multilingual assessments").

## Frameworks for Writing About Sensitive Topics

---

Applying structured frameworks and adhering to best practices ensures your writing is clear, ethical, and aligned with professional standards. Each section below provides guidance tailored to specific aspects of writing about sensitive topics. As researchers in your residencies, you have likely thought about things like intersectionality and your positionality and how you relate to the topic, but these are also frameworks for approaching your writing.

### Positionality Statement Framework

Remember always that others will read your writing and reflections. Trust among your readers is important but not a guarantee. This framework ensures transparency by

acknowledging your identity, experiences, and biases, adding credibility to your writing. The following are key steps for how to approach and frame your positionality statement:

**1 Who Are You?** Describe your relevant background and experiences.


- *Example:* "As a first-generation graduate student, I understand the challenges of navigating educational systems."

**2 How Do You Relate to the Topic?** Explain how your experiences inform your perspective.

- *Example:* "My work as a K-12 teacher in underfunded schools shapes my understanding of systemic inequities."

**3 What Are Your Assumptions or Biases?** Disclose potential biases and their influence on your analysis.

- *Example:* "I recognize that my advocacy for inclusive education may shape my interpretation of equity challenges."

 *Tip:* A strong positionality statement enhances the depth and reliability of your analysis by connecting your identity to your research focus.

## Reflective Writing Framework

Reflection is a critical element of the writing you will do for your capstone projects. This three-step framework helps you organize reflections effectively and translate observations into actionable insights. By connecting context (Situating), analysis (Analyzing), and recommendations (Proposing), it bridges personal observations with evidence-based solutions, promoting rigor and clarity in academic writing. The following are key steps in this process:

**1 Situate:** Provide context for the setting, population, or issue.


- *Example:* "The school serves a linguistically diverse population, with 65% of students identifying as bilingual."

**2 Analyze:** Interpret your observations in light of systemic factors or evidence.

- *Example:* "The focus on standardized testing limits opportunities for multilingual learners to demonstrate their strengths."

**3 Propose:** Offer actionable recommendations grounded in evidence.

- *Example:* "Introducing bilingual testing formats could enhance equity by allowing students to engage in their primary language."

 *Tip:* This framework is ideal for structuring reflective sections in your writing, bridging observations with evidence-based recommendations.

## Cultural Sensitivity Framework

This framework ensures your writing reflects cultural awareness and respect, fostering a deeper understanding of diverse perspectives. The Cultural Sensitivity Framework is invaluable because it ensures your writing respects and accurately represents the diversity and cultural practices of the populations you study. By emphasizing diversity, cultural practices, and reflexivity, it fosters ethical and inclusive writing that avoids stereotypes and enhances the credibility and impact of your work. The following are key elements:

**1 Recognize Diversity:** Acknowledge the uniqueness within groups, avoiding overgeneralizations.


- *Example:* "Students from Vietnam and Cambodia face distinct educational challenges."

**2 Respect Cultural Practices:** Frame observations positively and avoid imposing external values.

- *Example:* "The emphasis on storytelling reflects a rich cultural tradition."

**3 Engage Reflexivity:** Reflect on how your cultural background and experiences influence your analysis.

- *Example:* "As a monolingual researcher, I acknowledge the potential limitations in my understanding of bilingual education."

 *Tip:* Use this framework to ensure your writing respects cultural nuances and aligns with professional and ethical standards.

## Templates for Writing About Sensitive Topics

---

Templates provide structured guidance to help you integrate ethical, reflective, and professional practices into your writing. The following are designed to be adaptable to your unique research context. See **Appendix A** of this resource for more specific language support.

### 1. Positionality Statement Template

**1 Introduce Yourself:** Provide relevant background information.


- *Example:* "As a first-generation graduate student, I understand the challenges of navigating educational systems."

**2 Explain Your Connection to the Topic:** Describe how your experiences inform your perspective.

- *Example:* "My experiences as a former K-12 teacher in underfunded schools inform my views on equity and access."

**3 Identify Potential Biases or Assumptions:** Disclose any biases that may influence your analysis.

- *Example:* "I recognize that my advocacy for inclusive education may influence my interpretation of findings."

 *Tip:* This template enhances the credibility of your work by connecting your identity to your research focus.

## 2. Reflective Writing Framework: Situate → Analyze → Propose

**1 Situate:** Provide context for your setting, topic, or population.


- *Example:* "The school serves a linguistically diverse population, with 65% of students identifying as bilingual."

**2 Analyze:** Interpret your observations, grounding them in evidence and considering systemic factors.

- *Example:* "The school's focus on standardized testing limits opportunities for multilingual learners to demonstrate their strengths."

**3 Propose:** Offer actionable, evidence-based recommendations.

- *Example:* "Introducing bilingual testing formats could enhance equity by allowing students to engage in their primary language."

 *Tip:* Think of "Analyze" as the bridge connecting your observations (Situate) to your recommendations (Propose).

## 3. Recommendations Template

**1 Identify the Problem:** Clearly define the issue based on evidence.


- *Example:* "Multilingual learners are underrepresented in advanced academic tracks due to limited bilingual testing."

**2 Propose a Feasible Solution:** Suggest realistic, tailored actions.

- *Example:* "Introduce bilingual testing formats to better assess students' academic abilities."

**3 Justify Your Recommendation:** Explain how your solution aligns with the site's goals and resources.

- *Example:* "This strategy aligns with the school's equity goals and builds on existing resources."

 *Tip:* Use this template to ensure your recommendations are both impactful and actionable.

## Facilitating Discussions on Sensitive Topics

Discussing sensitive topics in professional or academic settings can be challenging but essential for fostering inclusivity and meaningful engagement. This section offers a structured approach for managing discussions, whether planned or unplanned, while maintaining professionalism and respect.

### Framework: Anticipate → Acknowledge → Act Authentically

Use this three-step framework to navigate sensitive discussions:

#### 1 Anticipate

- Prepare for sensitive topics by reviewing your material or anticipated discussions for potential triggers.
- Consider emerging cultural, political, or contextual events that might impact your audience.
- Establish discussion norms or guardrails in advance, such as active listening, mutual respect, and the use of “I” statements.

#### 2 Acknowledge


- Recognize the topic openly, even if unplanned, to show awareness and engagement.
  - *Example:* “This topic is complex and may elicit a range of perspectives, which is part of its importance.”
- Validate diverse reactions by reminding participants that their experiences shape how they engage with the topic.

#### 3 Act Authentically

- Respond thoughtfully, prioritizing understanding over immediate resolution.
  - *Example:* If unprepared, transparently defer: “This is important, but I’d like time to reflect and ensure we approach this constructively.”
- Encourage participants to explore perspectives collaboratively through reflection or discussion.

### Closing Discussions

- Summarize key points while acknowledging the topic's emotional and intellectual significance.
- Provide actionable next steps or university resources, such as counseling or peer support, to help participants process further.

 *Tip:* Facilitating sensitive discussions is a learning opportunity for all involved. Approach them with curiosity and humility, modeling the inclusive behavior you aim to foster.

## Writing Checklist

---

### Confidentiality

- Have I anonymized all participant and organizational names appropriately?
- Have I removed specific details, such as locations, demographics, or unique identifiers that could reveal identities?
- Have I adhered to all confidentiality agreements and institutional guidelines?
- Have I used pseudonyms or general descriptors consistently throughout my writing?

### Ethical Writing

- Does my positionality statement clearly disclose relevant biases, values, and experiences?
- Have I obtained explicit consent for any identifiable information used in my writing?
- If consent was not obtained, have I anonymized the data or reframed the information to avoid identification?
- Is all information presented in my writing accurate and grounded in evidence?
- Have I represented individuals and communities authentically, avoiding stereotypes or assumptions?

### Cultural Sensitivity

- Have I avoided generalizations by acknowledging diversity within groups?
- Does my writing reflect respect for cultural practices and norms, framing them positively?
- Have I engaged in reflexivity, examining how my cultural background and biases influence my interpretation?
- Have I consulted credible sources or individuals to ensure culturally accurate representations?

### Framing and Language

- Is my language neutral, professional, and free of emotionally charged or judgmental terms?
- Have I framed observations as systemic challenges rather than attributing blame to individuals?
- Does my writing balance systemic challenges with community strengths and successes?
- Are my recommendations framed in constructive, actionable, and supportive language?

### Reflective and Analytical Writing

- Have I applied the Situate → Analyze → Propose framework where reflective writing is required?
- Is my analysis grounded in evidence, avoiding unsupported claims or personal opinions?
- Does my reflective writing offer actionable insights and recommendations tied to the goals of my project?

- Have I acknowledged the influence of my positionality on my analysis and recommendations?

### **Professionalism and Clarity**

- Is my writing aligned with the ethical and academic standards of my institution?
- Have I reviewed my work for clarity, coherence, and conciseness?
- Have I proofread for grammar, spelling, and stylistic consistency?
- Have I ensured that my writing maintains a professional tone appropriate for an academic audience?

### **Recommendations and Solutions**

- Are my recommendations actionable and realistic, given the resources and goals of the context?
- Have I tailored my suggestions to align with the specific challenges identified in my analysis?
- Have I justified my recommendations with evidence or data?
- Have I avoided overly idealistic or vague recommendations that lack feasibility?

### **Additional Resources and Support**

---

[Make an Appointment - Katherine Morelli, Writing Services Specialist](#)

[Make an Appointment- HGSE AI Lab](#)

[Make an Appointment - HGSE Communications Lab](#)

[Make an Appointment - HGSE Gutman Library Data & Visualization Lab](#)

[Ethical Considerations - Types, Examples and Writing Guide](#)

[Sensitive, Challenging, and Difficult Topics: Experiences and Practical Considerations.](#)

## Appendix A: Language Use Examples for Writing about Sensitive Topics

Category	Ineffective Language	Effective Language
<b>Confidentiality</b>	"Ms. Jane Doe, a student at XYZ High School, shared deeply personal details about her family situation."	"A student at a suburban high school shared insights about family dynamics impacting academic performance."
<b>Precision and Neutrality</b>	"African students struggle with academics."	"Students from Somalia and Ethiopia face unique challenges in adapting to the curriculum."
<b>Systemic Framing</b>	"Teachers fail to meet student needs because they are unmotivated."	"Resource shortages and administrative constraints limit teachers' ability to meet diverse student needs."
<b>Cultural Sensitivity</b>	"Traditional practices are outdated and harm students."	"The emphasis on oral storytelling reflects a valued cultural tradition, offering unique educational opportunities."
<b>Reflective Analysis</b>	"Standardized testing is unfair to bilingual students."	"Standardized testing frameworks often fail to account for the linguistic strengths and challenges of bilingual students."
<b>Intersectionality</b>	"Low-income students face the same challenges across the board."	"Low-income students experience diverse challenges shaped by intersecting factors such as race, gender, and geographic location."
<b>Emotional Neutrality</b>	"The situation is devastating and shows how terrible the school system is."	"The situation highlights systemic challenges within the school system."
<b>Equity and Inclusion</b>	"Gifted students are given priority in resource allocation."	"Resource allocation policies focus on addressing the needs of high-achieving students, which can limit equity."
<b>Data Representation</b>	"All students are affected by this policy."	"Data indicates that a majority of students from lower-income backgrounds are disproportionately affected by this policy."